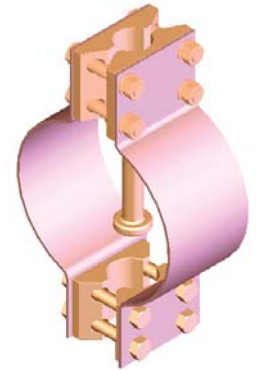


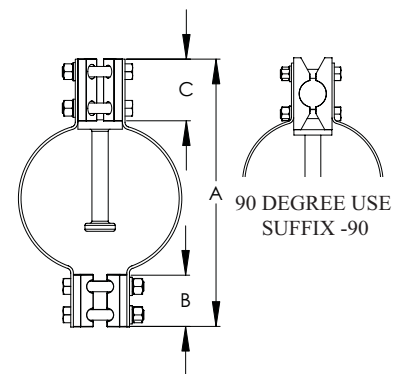
BRONZE EXPANSION CONNECTORS STUD TO PIPE

SECTION

15-4



BRONZE EXPANSION CONNECTORS STUD TO PIPE						
CATALOG NUMBER	STUD SIZE	IPS TAP	A	DIMENSIONS IN INCHES		
				B	C	K
15-468	1/2-13	1/2	12	2 1/2	2 1/2	3/8
15-469	1/2-13	3/4	12	2 1/2	2 3/4	3/8
15-470	1/2-13	1	16	2 1/2	3	3/8
15-471	3/4-16	1/2	12	2 1/2	2 1/2	3/8
15-472	3/4-16	3/4	12	2 1/2	2 3/4	3/8
15-473	3/4-16	1	16	2 1/2	3	3/8
15-474	1-14	1/2	12	2 1/2	2 1/2	3/8
15-475	1-14	3/4	12	2 1/2	2 3/4	3/8
15-476	1-14	1	16	2 1/2	3	3/8
15-477	1-14	1 1/4	16	2 1/2	3	3/8
15-478	1 1/8-12	1/2	12	2 1/2	2 1/2	3/8
15-479	1 1/8-12	3/4	12	2 1/2	2 3/4	3/8
15-480	1 1/8-12	1	16	2 1/2	3	3/8
15-481	1 1/8-12	1 1/4	16	2 1/2	3	1/2
15-482	1 1/4-12	1/2	12	3	2 1/2	3/8
15-483	1 1/4-12	3/4	12	3	2 3/4	3/8
15-484	1 1/4-12	1	16	3	3	3/8
15-485	1 1/4-12	1 1/4	16	3	3	1/2
15-486	1 1/4-12	1 1/2	16	3	3	1/2
15-487	1 1/2-12	1/2	12	3	2 1/2	3/8
15-488	1 1/2-12	3/4	12	3	2 3/4	3/8
15-489	1 1/2-12	1	16	3	3	3/8
15-490	1 1/2-12	1 1/4	16	3	3	1/2
15-491	1 1/2-12	1 1/2	16	3	3	1/2
15-492	1 1/2-12	2	16	3	3	1/2
15-493	1 3/4-12	3/4	12	3	2 3/4	3/8
15-494	1 3/4-12	1	16	3	3	3/8
15-495	1 3/4-12	1 1/4	16	3	3	1/2
15-496	1 3/4-12	1 1/2	16	3	3	1/2
15-497	1 3/4-12	2	16	3	3	1/2
15-498	2-12	1	16	3	3	3/8
15-499	2-12	1 1/4	16	3	3	1/2
15-500	2-12	1 1/2	16	3	3	1/2
15-501	2-12	2	16	3	3	1/2
15-502	2-12	2 1/2	16	3	3	1/2
15-503	2 1/4-12	1 1/4	16	3 1/2	3	1/2
15-504	2 1/4-12	1 1/2	16	3 1/2	3	1/2
15-505	2 1/4-12	2	16	3 1/2	3	1/2
15-506	2 1/4-12	2 1/2	16	3 1/2	3	1/2
15-507	2 1/2-12	1 1/2	16	3 1/2	3	1/2
15-508	2 1/2-12	2	16	3 1/2	3	1/2
15-509	2 1/2-12	2 1/2	16	3 1/2	3	1/2
15-510	2 1/2-12	3	16	3 1/2	4	1/2
15-511	2 3/4-12	1 1/2	16	3 1/2	3	1/2
15-512	2 3/4-12	2	16	3 1/2	3	1/2
15-513	2 3/4-12	2 1/2	16	3 1/2	3	1/2
15-514	2 3/4-12	3	16	3 1/2	4	5/8
15-515	2 3/4-12	3 1/2	16	3 1/2	4	5/8

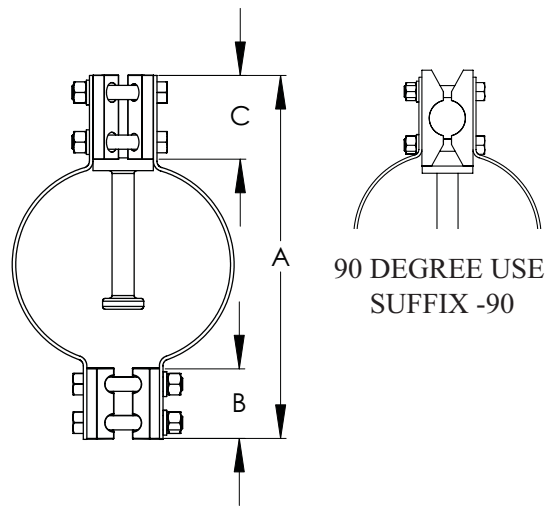
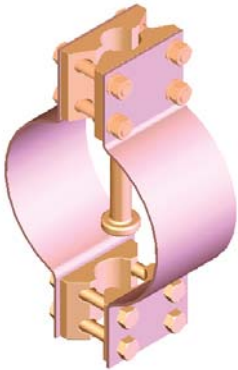


A rugged connector for joining a threaded stud to a pipe bus, the Type BSP cast of a high conductivity copper alloy for durability also compensates for temperature variations and thus protects equipment bushings, switch gear, and insulators from expanding or contraction pressures. Flexible shunts of laminated soft copper are designed to carry the maximum current of the bus it connects. It features silicon bronze clamping hardware for resistance to corrosion and recessed bolt heads for single-wrench installation.

Unthreaded studs or stud sizes not listed must be specified with the order.

Continued on next page

BRONZE EXPANSION CONNECTORS STUD TO PIPE



Continued from previous page

BRONZE EXPANSION CONNECTORS STUD TO TUBE						
CATALOG NUMBER	STUD SIZE	IPS TAP	DIMENSIONS IN INCHES			
			A	B	C	K
15-516	3-12	2	16	3 1/2	3	1/2
15-517	3-12	2 1/2	16	3 1/2	3	1/2
15-518	3-12	3	16	3 1/2	4	5/8
15-519	3-12	3 1/2	16	3 1/2	4	5/8
15-520	3-12	4	16	3 1/2	4	5/8
15-521	3 1/4-12	2 1/2	16	3 1/2	3	1/2
15-522	3 1/4-12	3	16	3 1/2	4	5/8
15-523	3 1/4-12	3 1/2	16	3 1/2	4	5/8
15-524	3 1/4-12	4	16	3 1/2	4	5/8
15-525	3 1/2-12	2 1/2	16	3 1/2	3	1/2
15-526	3 1/2-12	3	16	3 1/2	4	5/8
15-527	3 1/2-12	3 1/2	16	3 1/2	4	5/8
15-528	3 1/2-12	4	16	3 1/2	4	5/8
15-529	4-12	2 1/2	16	3 1/2	3	1/2
15-530	4-12	3	16	3 1/2	4	5/8
15-531	4-12	3 1/2	16	3 1/2	4	5/8
15-532	4-12	4	16	3 1/2	4	5/8

