

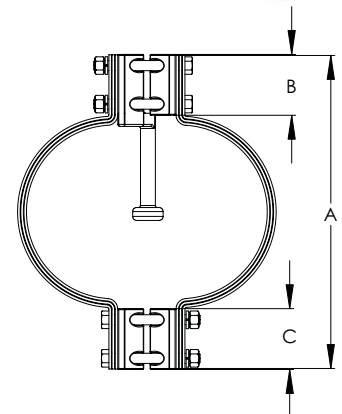

ALUMINUM EXPANSION COUPLER PIPE TO PIPE

SECTION

15-2A

ALUMINUM EXPANSION CONNECTORS PIPE TO PIPE

CATALOG NUMBER	IPS MAIN	IPS TAP	A	DIMENSIONS IN INCHES		
				B	C	K
15-166	1/2	1/2	12	2 1/2	2 1/2	3/8
15-167	3/4	1/2	12	2 1/2	2 1/2	3/8
15-168	3/4	3/4	12	2 7/8	2 1/2	3/8
15-169	1	1/2	16	2 1/2	2 1/2	3/8
15-170	1	3/4	16	2 7/8	2 1/2	3/8
15-171	1	1	16	3 1/8	2 1/2	3/8
15-172	1 1/4	1/2	16	2 1/2	2 1/2	3/8
15-173	1 1/4	3/4	16	2 7/8	2 1/2	3/8
15-174	1 1/4	1	16	3 1/8	2 1/2	3/8
15-175	1 1/4	1 1/4	16	3 1/8	2 1/2	1/2
15-176	1 1/2	3/4	16	3 7/8	2 1/2	3/8
15-177	1 1/2	1	16	3 1/8	2 1/2	3/8
15-178	1 1/2	1 1/4	16	3 1/8	2 1/2	1/2
15-179	1 1/2	1 1/2	16	3 1/4	2 1/2	1/2
15-180	2	3/4	16	3 7/8	2 1/2	3/8
15-181	2	1	16	3 1/8	2 1/2	3/8
15-182	2	1 1/4	16	3 1/8	2 1/2	1/2
15-183	2	1 1/2	16	3 1/4	2 1/2	1/2
15-184	2	2	16	3 1/4	2 1/2	1/2
15-185	2 1/2	1	16	3 1/8	3	3/8
15-186	2 1/2	1 1/4	16	3 1/8	3	1/2
15-187	2 1/2	1 1/2	16	3 1/4	3	1/2
15-188	2 1/2	2	16	3 1/4	3	1/2
15-189	2 1/2	2 1/2	16	3 7/8	3	1/2
15-190	3	1 1/4	16	3 1/8	3	1/2
15-191	3	1 1/2	16	3 1/4	3	1/2
15-192	3	2	16	3 1/4	3	1/2
15-193	3	2 1/2	16	3 7/8	3	1/2
15-194	3	3	16	4	3	5/8
15-195	3 1/2	1 1/4	16	3 1/8	3 3/4	1/2
15-196	3 1/2	1 1/2	16	3 1/4	3 3/4	1/2
15-197	3 1/2	2	16	3 1/4	3 3/4	1/2
15-198	3 1/2	2 1/2	16	3 7/8	3 3/4	1/2
15-199	3 1/2	3	16	4	3 3/4	5/8
15-200	3 1/2	3 1/2	16	3 3/4	3 3/4	5/8
15-201	4	1 1/4	16	3 1/8	4	1/2
15-202	4	1 1/2	16	3 1/4	4	1/2
15-203	4	2	16	3 1/4	4	1/2
15-204	4	2 1/2	16	3 7/8	4	1/2
15-205	4	3	16	4	4	5/8
15-206	4	3 1/2	16	3 3/4	4	5/8
15-207	4	4	16	4 5/8	4	5/8
15-208	4 1/2	1 1/2	18	3 1/4	4	1/2
15-209	4 1/2	2	18	3 1/4	4	1/2
15-210	4 1/2	2 1/2	18	3 7/8	4	1/2
15-211	4 1/2	3	18	4	4	5/8
15-212	4 1/2	3 1/2	18	3 3/4	4	5/8
15-213	4 1/2	4	18	4 5/8	4	5/8
15-214	4 1/2	4 1/2	18	4 5/8	4	5/8

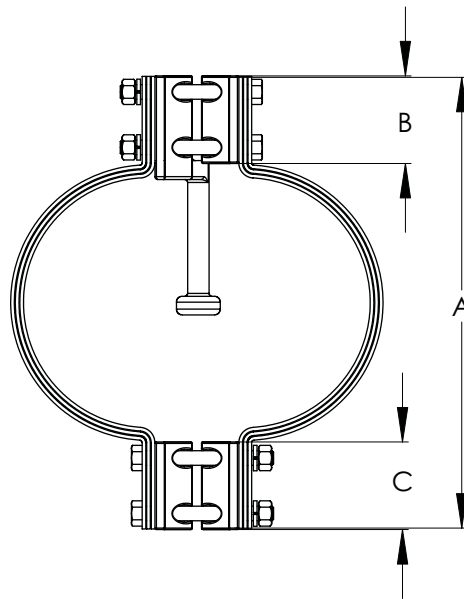



Featuring a more light-weight aluminum alloy casting, the Type AETT joins a pipe to pipe bus with maximum efficiency by also compensating for temperature variations and thereby protecting equipment bushings, switch gear, and insulators from expanding or contracting pressures. Made of laminated soft aluminum, the flexible shunts are designed to withstand the maximum current of the bus it connects. Since all bolts, nuts, and lockwashers are made of high tensile aluminum, the connector demonstrates greater clamping strength and resistance to corrosion in the field.

Continued on next page

SECTION

15-2A

ALUMINUM EXPANSION
COUPLER PIPE TO PIPE

Continued from previous page

ALUMINUM EXPANSION CONNECTORS PIPE TO PIPE						
CATALOG NUMBER	IPS MAIN	IPS TAP	A	DIMENSIONS IN INCHES		
				B	C	K
15-215	5	1 1/2	22	3 1/4	5	1/2
15-216	5	2	22	3 1/4	5	1/2
15-217	5	2 1/2	23	3 7/8	5	1/2
15-218	5	3	23	4	5	5/8
15-219	5	3 1/2	24	3 3/4	5	5/8
15-220	5	4	24	4 5/8	5	5/8
15-221	5	4 1/2	25	4 5/8	5	5/8
15-222	5	5	25	5	5	5/8
15-223	6	2	23	3 1/4	6	1/2
15-224	6	2 1/2	23	3 7/8	6	1/2
15-225	6	3	24	4	6	5/8
15-226	6	3 1/2	24	3 3/4	6	5/8
15-227	6	4	25	4 5/8	6	5/8
15-228	6	4 1/2	25	4 5/8	6	5/8
15-229	6	5	26	5	6	5/8
15-230	6	6	26	6	6	5/8

