

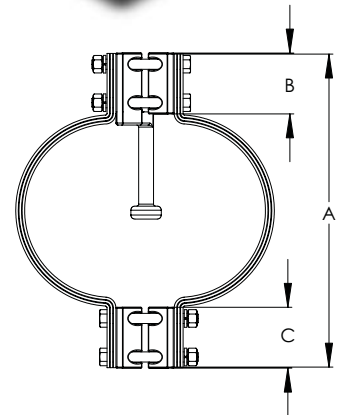

# BRONZE EXPANSION COUPLER PIPE TO PIPE

SECTION

15-2

BRONZE  
EXPANSION CONNECTORS PIPE TO PIPE

CATALOG NUMBER	IPS MAIN	IPS TAP	A	DIMENSIONS IN INCHES		
				B	C	K
15-101	1/2	1/2	12	2 1/2	2 1/2	3/8
15-102	3/4	1/2	12	2 1/2	2 1/2	3/8
15-103	3/4	3/4	12	2 7/8	2 1/2	3/8
15-104	1	1/2	16	2 1/2	2 1/2	3/8
15-105	1	3/4	16	2 7/8	2 1/2	3/8
15-106	1	1	16	3 1/8	2 1/2	3/8
15-107	1 1/4	1/2	16	2 1/2	2 1/2	3/8
15-108	1 1/4	3/4	16	2 7/8	2 1/2	3/8
15-109	1 1/4	1	16	3 1/8	2 1/2	3/8
15-110	1 1/4	1 1/4	16	3 1/8	2 1/2	1/2
15-111	1 1/2	3/4	16	3 7/8	2 1/2	3/8
15-112	1 1/2	1	16	3 1/8	2 1/2	3/8
15-113	1 1/2	1 1/4	16	3 1/8	2 1/2	1/2
15-114	1 1/2	1 1/2	16	3 1/4	2 1/2	1/2
15-115	2	3/4	16	3 7/8	2 1/2	3/8
15-116	2	1	16	3 1/8	2 1/2	3/8
15-117	2	1 1/4	16	3 1/8	2 1/2	1/2
15-118	2	1 1/2	16	3 1/4	2 1/2	1/2
15-119	2	2	16	3 1/4	2 1/2	1/2
15-120	2 1/2	1	16	3 1/8	3	3/8
15-121	2 1/2	1 1/4	16	3 1/8	3	1/2
15-122	2 1/2	1 1/2	16	3 1/4	3	1/2
15-123	2 1/2	2	16	3 1/4	3	1/2
15-124	2 1/2	2 1/2	16	3 7/8	3	1/2
15-125	3	1 1/4	16	3 1/8	3	1/2
15-126	3	1 1/2	16	3 1/4	3	1/2
15-127	3	2	16	3 1/4	3	1/2
15-128	3	2 1/2	16	3 7/8	3	1/2
15-129	3	3	16	4	3	5/8
15-130	3 1/2	1 1/4	16	3 1/8	3 3/4	1/2
15-131	3 1/2	1 1/2	16	3 1/4	3 3/4	1/2
15-132	3 1/2	2	16	3 1/4	3 3/4	1/2
15-133	3 1/2	2 1/2	16	3 7/8	3 3/4	1/2
15-134	3 1/2	3	16	4	3 3/4	5/8
15-135	3 1/2	3 1/2	16	3 3/4	3 3/4	5/8
15-136	4	1 1/4	16	3 1/8	4	1/2
15-137	4	1 1/2	16	3 1/4	4	1/2
15-138	4	2	16	3 1/4	4	1/2
15-139	4	2 1/2	16	3 7/8	4	1/2
15-140	4	3	16	4	4	5/8
15-141	4	3 1/2	16	3 3/4	4	5/8
15-142	4	4	16	4 5/8	4	5/8
15-143	4 1/2	1 1/2	18	3 1/4	4	1/2
15-144	4 1/2	2	18	3 1/4	4	1/2
15-145	4 1/2	2 1/2	18	3 7/8	4	1/2
15-146	4 1/2	3	18	4	4	5/8
15-147	4 1/2	3 1/2	18	3 3/4	4	5/8
15-148	4 1/2	4	18	4 5/8	4	5/8
15-149	4 1/2	4 1/2	18	4 5/8	4	5/8

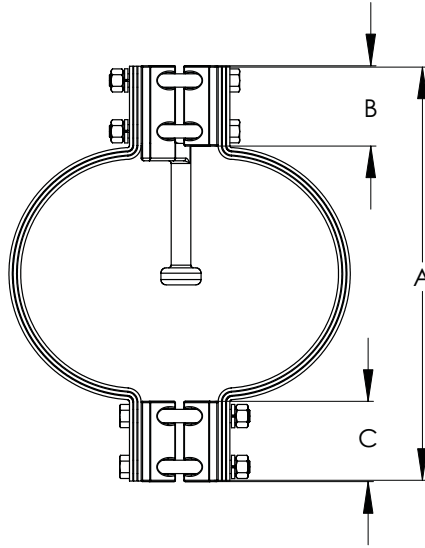


A rugged connector for joining a tube to a pipe bus, the Type BETT, cast of a high conductivity copper alloy for durability, also compensates for temperature variations and thus protects equipment bushings, switch gear, and insulators from expanding or contracting pressures. Flexible shunts of laminated soft copper are designed to carry the maximum current of the bus it connects. It features silicon bronze clamping hardware for resistance to corrosion.

Continued on next page

## SECTION

## 15-2

BRONZE EXPANSION  
COUPLER PIPE TO PIPE

Continued from previous page

BRONZE EXPANSION CONNECTORS PIPE TO PIPE						
CATALOG NUMBER	IPS MAIN	IPS TAP	A	DIMENSIONS IN INCHES		
				B	C	K
15-150	5	1 1/2	22	3 1/4	5	1/2
15-151	5	2	22	3 1/4	5	1/2
15-152	5	2 1/2	23	3 7/8	5	1/2
15-153	5	3	23	4	5	5/8
15-154	5	3 1/2	24	3 3/4	5	5/8
15-155	5	4	24	4 5/8	5	5/8
15-156	5	4 1/2	25	4 5/8	5	5/8
15-157	5	5	25	5	5	5/8
15-158	6	2	23	3 1/4	6	1/2
15-159	6	2 1/2	23	3 7/8	6	1/2
15-160	6	3	24	4	6	5/8
15-161	6	3 1/2	24	3 3/4	6	5/8
15-162	6	4	25	4 5/8	6	5/8
15-163	6	4 1/2	25	4 5/8	6	5/8
15-164	6	5	26	5	6	5/8
15-165	6	6	26	6	6	5/8

